




Paper Type: Original Article

The Effect of CEO Expert Power on the Diversification Of Banks Listed on the Tehran Stock Exchange

Ali Ismail Korepaz, Habibeh Karimi^{1,*} 

¹Department of Finance, Karaj Branch, Islamic Azad University, Karaj, Iran; AliKorepaz02@gmail.com.

²Department of Research Center, Shiroud Municipality, Mazandaran, Iran; sekarimimail@gmail.com.

Citation:

Received: 22 April 2025

Revised: 18 June 2025

Accepted: 14 July 2025

Korepaz, A. I., & Karimi, H. (2025). The effect of CEO expert power on bank diversification among listed banks on the Tehran Stock Exchange. *Accounting and Auditing with Application*, 2(4), 278-291.


Abstract


The purpose of this study is to examine the effect of CEO expertise on bank diversification and to analyze the moderating role of competition in this relationship. This research is applied in purpose and descriptive-correlational in method. The statistical population comprises banks active on the Tehran Stock Exchange, and, based on specific criteria, the financial data of 14 banks were collected and analyzed over 13 years (2010–2022). To test the research hypotheses, multiple regression and panel-data analyses were conducted in EViews. The results indicate that CEO expertise has a positive and significant impact on bank diversification, meaning that the more the CEO possesses expertise and knowledge in banking and financial management, the more the bank under their management tends to diversify its activities. Furthermore, the findings show that the level of competition in the banking industry moderates this relationship, such that under more intense competition, the positive effect of CEO expertise on bank diversification is strengthened. These results can be valuable for policymakers, bank managers, and shareholders in formulating optimal strategies to improve bank performance and enhance competitiveness.


Keywords: CEO expert power, Bank diversification, Market competition.

1 | Introduction

Banks, as one of the most important institutions in the money and capital markets, play a valuable role in economic development. Rapid economic growth and increasing competition among banks in allocating financial resources have made the banking system's market power highly significant. Consequently, banks seek to attract more depositors and loan applicants by increasing creativity in using diversification strategies. The concept of diversification depends on subjective interpretations of new markets or products, which should reflect customers' perceptions rather than managers' perceptions. In fact, products lead to the creation

 Corresponding Author: sekarimimail@gmail.com

 10.22105/aaa.v2i4.81

 Licensee System Analytics. This article is an open access article distributed under the terms and conditions of the Creative Commons Attribution (CC BY) license (<http://creativecommons.org/licenses/by/4.0>).

or stimulation of new markets, while new markets, in turn, promote product innovation [1]. In general, diversification in manufacturing companies refers to product diversity, whereas in financial institutions such as banks, diversification refers to income diversification [2], asset diversification [3], and geographic diversification [1]. In other words, three types of diversification geographic, asset, and activity diversification are examined in the context of banks [4]. Diversification is an important managerial strategy for enhancing bank income growth. Diversifying bank income by offering fee-based services may reduce operating costs, create economies of scale, and benefit banks [5], [6]. The income structure of banks includes two types of revenues: interest and non-interest income. Interest income arises from lending and traditional banking activities, whereas non-interest income includes revenues from fees, commissions, foreign exchange transactions, and other sources [7].

Based on the above, numerous studies have examined the impact of income diversification on performance, profitability, and risk reduction. Among these are the works of Abuzayed et al. [8], Wu et al. [9], Liang et al. [10], and Adesina [11], most of which suggest that income diversification enhances bank profitability and market value. Clearly, an increase in a bank's market value leads to improved overall performance. On the one hand, offering a wide range of financial services motivates customers to use them, while on the other hand, it creates new investment opportunities for banks [7]. However, some studies indicate that the benefits of diversification may be limited. For example, Stroh [12] argued that when banks diversify their products, the costs may outweigh the revenues, thereby reducing their market power. The CEO plays a central role in banks' strategic decision-making, making key investment and financing decisions. The extent of the CEO's influence on these decisions depends on their power and expertise [13–15]. Expert CEOs tend to increase banks' risk-taking, ultimately leading to greater diversification. They strengthen risk management practices, resulting in improved risk control and enhanced diversification [13], [16], [17]. CEO compensation is another channel through which expertise affects bank diversification. Expert CEOs, due to higher demand for their skills, typically receive greater incentives and rewards [18], [19]. CEO expertise enhances a bank's risk-taking capacity, decision-making quality, and profitability [20]. A powerful CEO is believed to be more likely to invest in shareholder value-enhancing portfolios, such as acquisitions and research and development [18], to ensure the bank's growth, maintain their reputation, and secure potential incentives [13]. Expert CEOs receive stronger performance-based incentives, which encourage them to diversify their banks' operations and expand into new areas [16].

Competition in the banking industry can act as a key factor in determining the extent to which CEO characteristics influence a bank's strategic choices [21]. In highly competitive environments, banks are compelled to adopt more diversified strategies to maintain their market share and competitive advantage, thereby amplifying the effect of CEO expert power on bank diversification [22]. In other words, under such conditions, expert CEOs leverage their knowledge and experience to pursue more innovative approaches to create new opportunities and reduce risk [23].

In contrast, in less competitive markets, banks' motivation for diversification decreases, as a more monopolistic market structure ensures profitability without the need to adopt diversified strategies [24]. Under such conditions, even if the CEO possesses high expert power, there may be less incentive or pressure to expand the bank's activities into new areas [18]. Therefore, banking competition can act as a moderating variable, altering the strength and direction of the effect of CEO expert power on the bank's strategic decisions.

2 | Theoretical Framework and Hypothesis Development

2.1 | Diversification and Its Importance in the Banking System

Diversification in the banking system refers to expanding the scope of activities, services, and markets to reduce risks and enhance financial stability. Due to the sensitive and complex nature of their operations, banks are exposed to various types of financial, credit, operational, and market risks. Diversification helps banks

mitigate the adverse effects of sudden changes in a particular sector or market by distributing resources and activities across different areas. This strategy may involve diversifying financial services, entering new geographic markets, or targeting different customer segments [25].

The importance of diversification in the banking system stems from the fact that banks, as key institutions in the economy, are responsible for mobilizing resources and allocating them to different economic sectors. By offering a range of products, including deposits, lending, investments, and innovative financial services, banks can meet the diverse needs of their customers and capitalize on new market opportunities. Particularly in times of economic instability or financial crises, diversification allows banks to remain resilient against the negative impacts of concentration in a single activity or market [9].

Moreover, diversification can help banks enhance their competitive strength in the market. Offering innovative services and products, along with expanding into new geographic markets, leads to increased revenues, the attraction of new customers, and improved customer satisfaction. Furthermore, banks that effectively implement diversification strategies are better equipped to manage risks and adapt to environmental changes. Thus, diversification serves not only as a risk-management tool but also as a strategy for sustainable growth and long-term success in the banking system [26].

2.2 | Advantages and Disadvantages of Diversification for Banks

Diversification, as a key strategy for risk management and performance improvement, offers numerous benefits in the banking sector. One of the most significant advantages of this approach is the reduction of operational and financial risks. By expanding their activities into new markets, offering a variety of services, and targeting different customer segments, banks can protect themselves against the negative consequences of concentration in a single activity or market. This strategy plays a crucial role, especially during economic crises or sudden changes in the business environment. For instance, a bank that, in addition to lending, also engages in investment and asset management services can offset a decline in loan demand by increasing revenue from other services [27].

Another advantage of diversification for banks is increased revenue and improved profitability. Offering a variety of services and products to different customers allows banks to capture a larger share of the market and create new growth opportunities. Moreover, geographic diversification through entry into international markets or new regions enables banks to exploit growth opportunities and expand their revenue streams. This contributes to greater financial stability and sustainability for banks [28].

Despite these benefits, diversification can also bring challenges and disadvantages. One of the most significant drawbacks is the increased complexity in operations management. Entering new areas or offering diverse services requires substantial investments in infrastructure, technology, and human resources. This can raise the bank's costs and make efficient operational management more difficult. Additionally, diversification may lead to resource dispersion, resulting in reduced focus and productivity [29].

Another challenge in diversification is the risk of strategic misalignment across different divisions. Banks operating in multiple areas may face strategic conflicts and lose the ability to coordinate these activities. This can lead to lower service quality and reduced customer satisfaction. Overall, successful diversification requires careful planning, effective management, and optimal resource use to allow banks to reap its benefits while avoiding potential drawbacks [30].

2.3 | CEO Power

The CEO is the highest executive authority in a company, with primary responsibilities including major corporate decision-making, managing operations, and overseeing the company's general resources. The CEO serves as the main link between the board of directors and the company's operations. The scope of a CEO's authority generally covers all matters related to the management of the company and the handling of routine day-to-day affairs, such as buying, selling, and leasing property; hiring new employees when necessary;

initiating or defending legal actions; protecting the company's rights; signing letters, correspondence, and commercial documents; and other related matters, except for those specifically restricted by the company's bylaws. In essence, the CEO acts as a trustee and representative of the company, and all actions taken must aim to preserve the interests and benefits of the partners or shareholders. Overall, the CEO's main responsibility is to develop, define, and lead the company's policies and general procedures. However, the role of a CEO may vary depending on the company's context and conditions, such as its size and overall structure [31]. In relatively small companies, the CEO often plays a very significant role, with authority over many business decisions, including lower-level matters such as employee recruitment. In larger companies, however, the CEO typically focuses on high-level corporate strategy and overall growth, while most other duties are delegated to other managers or departments.

The board chairman has the authority to control the agenda and lead board meetings. If the CEO's interests conflict with those of shareholders, the CEO's influence can become problematic [32]. Identified four sources of CEO power, which are defined as follows:

- I. **Structural power:** This refers to the company's potential ability to balance the relationship between management and economic outcomes in the market to control the company. The structure of corporate power is largely determined by the CEO's tools of influence over the board, such as board composition, CEO duality, and organizational tenure [33].
- II. **Ownership Power:** This power can take two forms. First, ownership power belongs to a CEO who is both a manager and a shareholder, using their ownership stake to maintain their position in the company. A CEO who is a major shareholder has greater influence on key corporate decisions than a CEO without ownership interests. Second, ownership power may arise from the CEO's position as a founder or an associate of the founders, who hold strong organizational influence. A CEO who is the founder or closely connected to the founder can gain significant power through increased interactions and long-term relationships with board members and other key organizational structures [34].
- III. **Expert Power:** A CEO exposed to a wide range of practical areas has greater opportunities to develop information both within and outside the company compared to a manager with limited functional experience. The breadth of managerial responsibilities during a CEO's tenure may provide evidence of expert power as a critical service the CEO provides. The rationale for a CEO serving on the board is that they gain access to important resources or information that others may provide to the company. Expert power enables managers to exert control over other managers [35].
- IV. **Status Power:** This refers to the executive level derived from an individual's personal credibility or status. It concerns CEOs recognized as expert managers, more influential than others, who may be selected from within or outside the organization. A credible CEO helps legitimize the company and its personnel. Beyond the services a CEO provides, activities such as serving on other boards or graduating from a prestigious educational institution serve as evidence of a CEO's status level [32].

It should be noted that these dimensions of power are not mutually exclusive and do not necessarily operate independently. A CEO's power is determined by a combination of these dimensions, as well as the significance of each dimension relative to the organizational environment. Furthermore, CEO power can be exercised across a wide range of decisions, including corporate strategy, operations, business development, organizational design, and governance [36].

Most governance guidelines emphasize the board chairman's independence. Corporate governance regulators have concluded that the CEO, as a source of executive power, can influence the board. The role of the board chairman is to oversee the CEO [37]. Yermack [38] demonstrated that companies with an independent (non-executive) chairman perform better than those under the CEO's influence.

Gul and Leung [39] found that CEO influence is associated with lower voluntary disclosure in Hong Kong companies. They argue that CEO influence combines management and control over decision-making, gradually undermining the board's ability to exercise effective oversight. Empirical evidence supports the view that CEO influence, by reducing effective board supervision of executive staff, is likely to lead to more

opportunistic behavior [40]. In other words, there is a significant positive relationship between CEO influence and earnings manipulation. Furthermore, if a CEO expects a long tenure, they can focus on shareholder interests, and long-term strategies can yield investment benefits for shareholders. Conversely, a CEO with a short tenure will adopt a short-term perspective, emphasizing immediate wealth and stock price gains [41]. Short-tenured CEOs tend to make decisions that maximize their own benefits and minimize company costs, often foregoing investment in long-term projects with positive net present value [41].

2.4 | Banking Competition, CEO Expert Power, and Diversification

In management and finance studies, banking competition is recognized as an important factor in shaping banks' strategies. Competition can moderate the influence of CEO characteristics on banks' strategic decisions. On the one hand, intense competition in the banking industry compels managers to adopt more diverse and innovative strategies, as banks must use various methods to attract customers and mitigate risks to maintain market share and counter competitive threats [24]. In this context, the CEO's expert power is vital to developing and implementing such strategies. Highly skilled CEOs, due to their knowledge and experience, can identify new opportunities for diversifying banking products and services and effectively adapt to market changes [18], [42].

In highly competitive environments, banks are forced to diversify their products and services to prevent declines in profits or market share [23]. In such cases, highly skilled managers with a deeper understanding of market changes and customer needs can make better decisions when developing diversified strategies. On the other hand, in less competitive or monopolistic markets, banks do not need to diversify and can maintain profitability by following simpler strategies [24]. Under these conditions, even highly skilled managers may be less inclined to develop new services or enter new sectors.

According to various theories, including corporate governance theory (Jensen & Meckling, [43]), competition can influence the relationship between CEO expert power and bank diversification. In competitive conditions, managers are more likely to pursue innovative strategies, as competition motivates them to manage market risks more effectively and preserve their market share. Conversely, in less competitive environments, these incentives are weaker, and managers may be less willing to diversify, even if they have sufficient expertise. Overall, banking competition, as a moderating variable, can alter the strength of the impact of CEO expert power on bank diversification, making this effect stronger in competitive markets and weaker in less competitive ones. The hypotheses are as follows

- I. H1-CEO expert power has a significant effect on the diversification of banks listed on the Tehran Stock Exchange.
- II. H2-CEO expert power significantly affects bank diversification, with market competition moderating this effect.

3 | Research Method

3.1 | Statistical Population

The statistical population of this study includes companies listed on the Tehran Stock Exchange, and the study period spans from the beginning of 2010 to the end of 2022. Considering certain conditions and limitations, a total of 14 banks from those listed on the Tehran capital market were selected based on the following criteria:

- I. The banks must have been members of the Tehran Stock Exchange throughout the period from 2010 to 2022.
- II. The banks must not have changed their financial year during the study period (2010–2022).
- III. The banks' data must be available.

Based on these restrictions, 14 banks from the Tehran Stock Exchange were selected as the sample for this study.

The number of banks listed in Tehran's capital market	24
The banks under consideration have been listed on the Tehran Stock Exchange from the beginning of 2010 (1389) until the end of 2022 (1401).	4
The banks have changed their fiscal year during the period under review (2010–2022, 1389–1401).	-
Their data were not available.	6
The number of banks available	14

3.2 | Research Model and Variables

To test the hypotheses, the following regression model, derived from [18], was used. Empirically, we examine the relationship between CEO expert power and bank diversification using the following regression model:

$$\text{Bank diversification}_{it} = \alpha_0 + \alpha_1 + \text{CEO expert power}_{it} + \alpha'_k \text{CV}_{it} + \delta_t + \varepsilon_{it} \quad (1)$$

$$\text{Bank diversification}_{it} = \alpha_0 + \alpha_1 \text{CEO expert power}_{it} + \alpha_2 \text{Competition}_{it} + \alpha_j \text{Control variable}_{it} + \varepsilon_{it} \quad (2)$$

Where bank diversification represents bank diversification, and CEO Expert Power refers to the CEO's expertise. CV is a matrix of other control variables, which are defined in the following paragraphs. The subscripts *i* and *t* represent the cross-sectional unit and time period, respectively. δ_t indicates fixed time effects, and ε_{it} is the error term. The key variable of interest in this study is CEO expert power.

3.2.1 | Dependent variable (bank diversification)

To measure this variable, following [18], the HHINT index is used, which captures both diversification and specialization. This measure has been widely employed in previous literature, including [23] and [44]. A higher HHINT value indicates greater bank diversification, while a lower value indicates less diversification. Various measures of diversification exist in corporate and financial literature. Among them, the Herfindahl index is a commonly used measure for diversification. HHINT is calculated as follows:

$$\text{HHINT} = \ln \left| \frac{\text{Fee-based Income}}{\text{Total Assets}} \right|.$$

In this formula, Fee represents interest-based income, and Total Assets refers to the bank's total assets.

3.2.2 | Independent variable (ceo expert power)

CEO expert power is measured as an index of the following: 1) the number of CEO positions (titles) in the bank, such as Chairman, CEO, Chief Operating Officer (COO), Chief Financial Officer (CFO), Vice President, Director, and member of key committees Hines et al., [13], 2) CEO qualifications [45], 3) CEO functional expertise [46], and 4) CEO experience (tenure) [35].

CEO positions (titles) variable

This variable considers the number of CEO-related positions held by the CEO. If the CEO has experience in positions such as Vice President, Ministry roles, Ministerial Advisor, membership in specialized committees (e.g., audit, banking, insurance), or experience as a CEO and board member of a bank, a score of 1 is assigned for each position. The total CEO position score is calculated by summing the points across all positions.

CEO qualifications variable

This variable is defined based on the CEO's educational background. If the CEO holds an MBA, CPA, or PhD, a score of 1 is assigned. If the CEO holds a Master's, Bachelor's, or lower degree, a score of 0 is assigned.

CEO functional expertise variable

This variable considers the CEO's expertise in financial and banking affairs. If the CEO has expertise in finance and banking, a score of 1 is assigned; if not, a score of 0 is assigned.

CEO experience variable

This variable is measured by the duration of the CEO's tenure across different banks. To calculate CEO expert power, the scores from these variables are summed to yield a CEO expert power score for each year.

3.2.3 | Moderator variable: market competition (Competition)

The literature offers various proxies for measuring market competition. For banks, the deposit concentration index is used as a proxy for competition.

$$HHI = \sum_{i=1}^n \left(\frac{\text{deposit}_{ijt}}{\sum \text{deposits}_{ijt}} \right)^2.$$

This measure has been used in previous studies [6], [47], [48]. The Herfindahl-Hirschman Index (HHI) calculates the concentration of banking activities in a region, where the numerator is the deposits of each bank in period (t), and the denominator is the total deposits of the banking industry at time (t).

3.2.4 | Control variables

Financial leverage: total debt to total assets ratio [18].

Bank profitability: net income to total assets ratio [18].

Bank free cash flow: operating cash flow to total bank revenue ratio [18].

Bank revenue growth: change in bank revenue [18].

Non-performing assets: total value of non-performing loans of a bank [18].

Loan loss reserves: expenses in the income statement set aside as provisions for uncollected loans and loan payments [18].

GDP growth: calculated as the difference between GDP in year (t) and GDP in year (t-1), divided by GDP in year (t-1) [18].

Unemployment rate: defined as the ratio of unemployed individuals to the economically active population or labor force in a society [18].

4 | Findings

4.1 | Descriptive Statistics

In this section, descriptive statistics are first presented, including measures of central tendency (maximum, minimum, and mean) and dispersion (variance and standard deviation), as well as skewness and kurtosis indices. The statistical characteristics of the dependent and independent variables are reported in *Table 1*.

Table 1. Statistical index of dependent and independent variables.

Variable	Symbol	Mean	Median	Max	Min	S. D
Bank diversification	BANKDIV	0.09	0.02	0.99	0.0001	0.18
CEO expertise power	CEOPOWER	2.14	2	4	1	0.81
Financial leverage	LEV	0.97	0.93	0.076	0.36	0.33
Profitability	PROFIT	0.011	0.009	0.35	-0.53	0.071
Cash flow	CASHFLOW	0.01	0.008	2.12	-0.23	0.064
Bank growth	GROW	0.82	0.2	0.41	-1.96	1.22
Non-current Assets	NONASSET	0.13	0.118	0.026	0.022	0.08
Loan loss provisions	LOAN	0.009	0.007	7.51	0.00001	0.005
Gross Domestic Product (GDP)	GDP	7.109	7.065	7.065	6.68	0.24
Unemployment	UN	1.35	1.48	1.67	0.95	0.26
Market competition	COMPETITION	0.64	0.71	0.97	0.001	0.26

The mean is the primary and most commonly used measure of central tendency. The mean value lies exactly at the balance point or center of gravity of the data. Variables are considered of good quality if there is little difference between their mean and median. For example, the mean of the bank diversification variable is 0.09, indicating that, on average, the level of bank diversification across the sampled banks is 9%, with maximum and minimum values of 0.99 and 0.0001, respectively. Similarly, the mean of the CEO expertise power variable is 2.14, indicating that, on average, the level of CEO expertise power among the sampled banks is 2.14, with maximum and minimum values of 4 and 1, respectively.

Table 2. Correlation coefficient.

	BANKDIV	CEOPOWER	COMPETITION	LEV	PROFIT	CASHFLOW	GROW	NONASSET	LOAN	GDP	UN
BANKDIV	1										
	0.0000										
CEOPOWER	0.48	1									
	0.000	0.0000									
COMPETITION	0.0031	0.0045	1								
		0.2164	0.0000								
LEV	0.003	0.07	0.149	1							
	0.96	0.36	0.053	0.0000							
PROFIT	-0.008	0.11	-0.232	-0.83	1						
	0.908	0.15	0.002	0.0000	0.0000						
CASHFLOW	-0.017	0.13	-0.003	-0.203	0.34	1					
	0.82	0.091	0.96	0.008	0.0000	0.0000					
GROW	0.0109	-0.013	-0.203	0.007	-0.47	0.001	1				
	0.88	0.85	0.008	0.92	0.53	0.98	0.0000				
NONASSET	-0.053	0.0057	0.318	0.33	-0.38	-0.16	0.058	1			
	0.48	0.94	0.0000	0.0000	0.0000	0.029	0.44	0.0000			
LOAN	0.209	0.0041	0.697	-0.211	0.203	0.149	-0.054	-0.203	1		
	0.0063	0.95	0.000	0.0058	0.0082	0.053	0.48	0.008	0.0000		
GDP	-0.029	0.065	-0.047	0.302	0.277	-0.232	0.016	0.318	-0.205	1	
	0.7	0.39	0.53	0.0001	0.0003	0.002	0.83	0.0000	0.007	0.0000	
UN	0.028	0.071	-0.38	0.19	-0.147	-0.003	0.037	0.225	-0.198	0.55	1
	0.71	0.3592	0.0000	0.133	0.236	0.96	0.63	0.0032	0.01	0.000	0.0000

According to the Pearson correlation coefficients (*Table 2*), the correlation coefficients and significance levels for the variables CEO expertise, power, and market competition in relation to bank diversification are all below 5%. Therefore, CEO expertise, power, and market competition are significantly related to bank diversification.

4.2 | Model Diagnostic Test

Before estimating the model, it is necessary to perform the relevant diagnostic tests. The first test examines the following hypothesis: given the assumption of constant coefficients for the variables, is the intercept constant across all years?

In general, to choose between a pooled model and a panel model, the following test is used:

- I. Pooled model: all intercepts are assumed to be equal $H_0: \alpha_1 = \alpha_2 = \alpha_3 = \dots = \alpha_{T-1}$.
- II. Panel model: at least one intercept differs from the others. $H_1: \alpha_i \neq \alpha_j$.

To test the above hypothesis, the Chow test statistic is used. The results of this test are summarized in the table below. If the P-value is greater than 5%, the Pooled method is used for estimation.

Table 3. Model detection test (fixed effects test).

Model Title	F Stat	p-value	Comparison with 0.05	Test Result
Model 1	11.087	0.0000	Less than	Reject null hypothesis—Pooled Model
Model 2	3.84	0.0000	Less than	Reject null hypothesis—Pooled Model.

According to *Table 3*, the F-statistic for the regression models in this study is significant at the 0.05 level. Therefore, it can be concluded that Hypothesis H1 (pooled model) is supported.

4.3 | Test for Determining Pooled Regression with Random or Fixed Effects (Hausman Test)

Once it is determined that the intercept differs across years, the method for estimating the model (fixed or random effects) must be chosen. For this purpose, the Hausman test is used. The null and alternative hypotheses are as follows:

- I. H_0 : the pooled model with random effects is appropriate.
- II. H_1 : the pooled model with fixed effects is appropriate.

If at the 95% confidence level (error 5% = α), the statistic x^2 calculated from the regression equation is less than the value x^2 obtained from the H_0 the null hypothesis H_2 cannot be rejected; otherwise, it is rejected. In other words, if the significance level of the Hausman test is greater than 0.05, the random effects model is used, and if the significance level of this test is less than 0.05, the fixed effects (or combined effects) model is used.

Table 4. Hausman test.

Model Title	x^2 Stat	P-value	Test Result
Model 1	25.4817	0.0001	Reject null hypothesis—Pooled model with fixed effects.
Model 2	22.321	0.022	Reject null hypothesis—Pooled model with fixed effects.

Based on the Hausman test in *Table 4*, the panel data models in this study should be estimated using the fixed effects method.

4.4 | Estimation of the Overall Model Using Panel Analysis and Model Estimation

In this section, panel analysis is used to examine and estimate the overall model. The reason for using this method is due to the nature of the data. In panel analysis, data are collected in a cross-sectional time-series format. In datasets collected in this manner, the independence of observations is not maintained because multiple observations exist for each company across different years, and these observations are interdependent. In other words, in this analysis, the total number of data points equals the number of companies multiplied by the number of years.

4.4.1| Estimation of the first model

Based on the diagnostic tests explained above, and given that the Limer test indicated that the data are panel (combined) and that the model exhibits heteroscedasticity, the GLS method was used to estimate the model.

Table 5. Result of the model 2 test.

Variable	Symbol	Coefficient	t-Stat	Sig
Intercept	C	-0.64	-3.915	0.0001
CEO Expertise Power	CEOPOWER	0.173	2.364	0.0194
Market Competition	COMPETITION	-0.245	-2.597	0.0104
Moderator	CEOPOWER*COMPETITION	-0.279	-2.96	0.0036
Financial Leverage	LEV	-0.01	-0.566	0.5721
Profitability	PROFIT	0.13	1.609	0.1097
Cash Flow	CASHFLOW	0.079	1.876	0.0626
Bank Growth	GROW	-0.0002	-2.626	0.0096
Non-current Assets	NONASSET	0.071	1.033	0.3032
Loan Loss Provisions	LOAN	0.366	0.247	0.8051
Gross Domestic Product (GDP)	GDP	0.076	3.914	0.00001
Unemployment	UN	0.015	1.517	0.1314
R-squared	R-squared	0.402		
Adjusted R-squared	Adjusted R-squared	0.301		
F Statistic	F-statistic	4.01 (0.0000)		
Durbin-Watson Statistic	Durbin-Watson stat	1.641		

According to *Table 5*, the significance level between the two variables is 0.0036, which is lower than the significance level considered in the present study (1%). In addition, the absolute value of the t-statistic, which is 2.96, is greater than 2.58, corresponding to the standard normal distribution at the 0.99 confidence level. Therefore, at the 99% confidence level, the null hypothesis—that the CEO's specialized expertise does not have a significant effect on banks' diversification with the moderating role of market competition—is rejected, and the null hypothesis is confirmed.

5 | Conclusion

Scientific explanation of hypothesis 1

The CEO's specialized expertise significantly affects banks' diversification.

The hypothesis posits that the CEO's specialized expertise, as measured by the number and diversity of their managerial positions within the bank and their membership in key committees, significantly affects banks' diversification. In this context, the CEO's specialized expertise refers to a set of managerial skills, experiences, and competencies acquired through holding various responsibilities at different managerial levels within the organization, particularly in key positions such as Chairperson, CEO, Chief Financial Officer (CFO), Vice President, and membership in important decision-making committees.

The CEO's specialized expertise, particularly in banking, is a critical factor in strategic decision-making and in guiding the organization's overall policies. This expertise may include technical and managerial capabilities across risk management, financial strategies, long-term planning, new product development, and market expansion. In banks, experienced, highly skilled CEOs can leverage opportunities and design complex strategies to expand and diversify product and service offerings. These capabilities are realized through key decisions across various banking sectors, including resource allocation, the development of new services, market entry, and risk management in response to market changes. Moreover, a CEO's presence in multiple positions and key committees (such as finance, risk, strategy, and investment committees) provides greater

access to strategic information and facilitates effective decision-making. This involvement also enables stronger connections with other senior managers and access to financial and human resources. Such CEOs are typically able to design diversification strategies while carefully considering all aspects of risk and return, especially when the bank seeks to expand its scope of activities and enter non-traditional areas such as fintech or international markets. Ultimately, in terms of diversification, the CEO's specialized expertise can help the bank manage risks effectively while creating new opportunities to expand its product and service offerings. Banks generally strive to reduce both systematic and unsystematic risks by implementing diverse business models. Highly skilled CEOs can leverage their experience and knowledge to implement a range of diversified business models, including loan products, investments, and even non-banking services.

Scientific explanation of the hypothesis 2

The CEO's specialized expertise significantly affects banks' diversification, with market competition moderating this effect.

The CEO's specialized expertise refers to a set of skills, experiences, and strategic capabilities in bank management. This expertise is typically acquired through holding multiple managerial positions and participating in key decision-making committees. CEOs with highly specialized expertise are better equipped to make complex and strategic decisions. This expertise enables them to manage risks effectively and identify new market opportunities. One such opportunity is revenue diversification, which experienced managers can achieve by expanding the bank's product and service offerings.

Market competition in deposits, measured by the Herfindahl–Hirschman Index (HHI), moderates the relationship between the CEO's specialized expertise and revenue diversification. The HHI measures market concentration and indicates the level of competition: the lower the HHI, the more intense the competition; conversely, the higher the HHI, the lower the market competition.

When competition in the deposit market is intense (low HHI), there is greater pressure to innovate and diversify revenue sources. In this environment, highly specialized CEOs, capable of making complex strategic decisions, are generally inclined to steer the bank toward expanding new products and services to maintain their competitive position. Intense competition appears to motivate managers to leverage their specialized expertise and create new revenue streams.

However, when competition decreases (higher HHI), market rivalry weakens, and CEOs may be less inclined to expand and diversify revenue sources. In this case, even with high levels of specialized expertise, there is less pressure to innovate and diversify revenue because banks in a less competitive market may perceive less need to broaden their activities. In other words, under lower competition, CEOs tend to focus on maintaining the status quo and reducing risk rather than pursuing innovative, risk-taking strategies to diversify revenue streams.

Ultimately, competition in the deposit market moderates the impact of the CEO's specialized expertise on bank revenue diversification. Under low-competition conditions (high HHI), market rivalry weakens, and CEOs may have less motivation to expand and diversify revenue sources, even if they possess high specialized expertise. Consequently, competition in the deposit market can diminish the effect of the CEO's specialized expertise on revenue diversification. In less competitive environments, the pressure to innovate and make strategic changes decreases, and managers tend to focus more on maintaining the status quo and minimizing risk.

5.1 | Research Recommendations

Recommendation based on hypothesis 1

Given the scientific interpretation of the first hypothesis, it is recommended that banks design their managerial structures to maximize the use of CEOs' expertise by ensuring their presence in key positions and on various strategic committees. This can be achieved by planning to expand managerial responsibilities,

including financial, risk, and strategic roles. Additionally, banks should place greater emphasis on specialized competencies and experience in selecting and developing CEOs to enable effective decision-making for diversifying banking products and services. Organizing training workshops and professional development programs for CEOs, particularly in risk management and service innovation, can strengthen these capabilities and ultimately improve the bank's performance and sustainability in competitive markets.

Recommendation based on hypothesis 2

Considering the impact of CEOs' specialized expertise and market competition on bank revenue diversification, it is recommended that banks focus on enhancing their managers' managerial and specialized skills in finance, strategy, and risk-taking. This can be achieved through training programs and professional development initiatives. In highly competitive markets, banks should create conditions that enable CEOs with broad expertise to make innovative and strategic decisions to expand services and diversify revenue streams. In less competitive environments, banks should focus on preserving existing resources and adopting conservative strategies. Establishing a supportive environment and encouraging calculated risk-taking allows CEOs to make strategic decisions with greater confidence.

Author Contributions

All aspects of the research and preparation of the final version of the article were carried out by the authors. The authors have read and approved the final version of the article.

Data Access

All data are included in the text.

Funding

This study did not receive any specific funding from public, commercial, or non-profit funding organizations.

Conflicts of Interest

The authors declare that they have no conflicts of interest.

References

- [1] Fakhr Hosseini, S. F., & Kaviani, M. (2018). Investigating the impact of geographical diversification on bank performance. *Quarterly journal of studies in banking management and islamic banking*, 4(Spring), 27–49. (In Persian). https://jifb.ibi.ac.ir/article_65126_36175f2a808476118a5c84d23ced3f5d.pdf
- [2] Ebrahimi, S. K., Shahriari, M., Navazan, & Mehman Navazan, S. (2016). Investigating the effect of income diversification on the performance of banks listed on the Tehran Stock Exchange. *Financial knowledge Securities analysis (Financial studies)*, 9(30) 67-75. (In Persian). <https://www.sid.ir/paper/200211/fa>
- [3] Bozorg Asl, M., Akbari Masoleh, A., Mohaghegh Nia, M. J., & Mahmadttaghi Taqvi, M. T. (2017). Investigating the effect of bank asset and facility diversification on bank efficiency (Case Study: Private Banks in Iran), (2588–4824). (In Persian). <https://sanad.iau.ir/Journal/fej/Article/1079553/FullText>
- [4] Deng, S. E., Elyasiani, E., & Mao, C. X. (2007). Diversification and the cost of debt of bank holding companies. *Journal of banking & finance*, 31(8), 2453–2473. <https://doi.org/10.1016/j.jbankfin.2006.10.024>
- [5] Shim, J. (2013). Bank capital buffer and portfolio risk: The influence of business cycle and revenue diversification. *Journal of banking & finance*, 37(3), 761–772. <https://doi.org/10.1016/j.jbankfin.2012.10.002>
- [6] Shim, J. (2019). Loan portfolio diversification, market structure and bank stability. *Journal of banking & finance*, 104, 103–115. <https://doi.org/10.1016/j.jbankfin.2019.04.006>
- [7] Gholizadeh, M. H., Akbari, M., Farkhundeh, M., & Habibi, M. (2021). The impact of income diversification strategies on the market power of the banking system. *Asset management and financing*, 9(3), 89–104. (In Persian). <https://doi.org/10.22108/amf.2022.129626.1679>

- [8] Abuzayed, B., Al-Fayoumi, N., & Molyneux, P. (2018). Diversification and bank stability in the GCC. *Journal of international financial markets, institutions and money*, 57, 17–43. <https://doi.org/10.1016/j.intfin.2018.04.005>
- [9] Wu, J., Chen, L., Chen, M., & Jeon, B. N. (2020). Diversification, efficiency and risk of banks: Evidence from emerging economies. *Emerging markets review*, 45, 100720. <https://doi.org/10.1016/j.ememar.2020.100720>
- [10] Liang, H. Y., Chen, I. J., & Chen, S. S. (2016). Does corporate governance mitigate bank diversification discount? *International review of economics & finance*, 45, 129–143. <https://doi.org/10.1016/j.iref.2016.05.008>
- [11] Adesina, K. S. (2021). How diversification affects bank performance: The role of human capital. *Economic modelling*, 94, 303–319. <https://doi.org/10.1016/j.econmod.2020.10.016>
- [12] Stiroh, K. J. (2004). Diversification in banking: Is noninterest income the answer? *Journal of money, credit and banking*, 853–882. <https://www.jstor.org/stable/3839138>
- [13] Chen, T. K., Liao, H. H., & Ye, J. S. (2019). Bank management expertise and asset securitization policies. *Journal of banking & finance*, 109, 105667. <https://doi.org/10.1016/j.jbankfin.2019.105667>
- [14] Finkelstein, S. (1992). Power in top management teams: Dimensions, measurement, and validation. *Academy of management journal*, 35(3), 505–538. <https://doi.org/10.5465/256485>
- [15] Khan, I., Mansi, W., Lin, K. L., Liu, C. F., Suanpong, K., & Ruangkanjanases, A. (2021). The effect of CEO on bank efficiency: evidence from private commercial banks. *Frontiers in psychology*, 12, 738210. <https://doi.org/10.3389/fpsyg.2021.738210>
- [16] Ellul, A., & Yerramilli, V. (2013). Stronger risk controls, lower risk: Evidence from US bank holding companies. *The journal of finance*, 68(5), 1757–1803. <https://doi.org/10.1111/jofi.12057>
- [17] Fang, H., Lee, J. S., Chung, C. P., Lee, Y. H., & Wang, W. H. (2020). Effect of CEO power and board strength on bank performance in China. *Journal of asian economics*, 69, 101215. <https://doi.org/10.1016/j.asieco.2020.101215>
- [18] Ali, M., Gan, C., & Nadeem, M. (2023). A CEO's expertise power and bank diversification. *Accounting & finance*, 63(4), 3815–3840. <https://doi.org/10.1111/acfi.13070>
- [19] Custódio, C., Ferreira, M. A., & Matos, P. (2013). Generalists versus specialists: Lifetime work experience and chief executive officer pay. *Journal of financial economics*, 108(2), 471–492. <https://doi.org/10.1016/j.jfineco.2013.01.001>
- [20] Pathan, S. (2009). Strong boards, CEO power and bank risk-taking. *Journal of banking & finance*, 33(7), 1340–1350. <https://doi.org/10.1016/j.jbankfin.2009.02.001>
- [21] Claessens, S., & Laeven, L. (2004). What drives bank competition? Some international evidence. *Journal of money, credit and banking*, 563–583. <https://www.jstor.org/stable/3838954>
- [22] Wibowo, B. (2017). Banking competition measurement and banking sector performance: analysis of 4 ASEAN countries. *Signifikan*, 6(1), 194702. <https://doi.org/10.15408/sjie.v5i2.3193>
- [23] Laeven, L., & Levine, R. (2007). Is there a diversification discount in financial conglomerates? *Journal of financial economics*, 85(2), 331–367. <https://doi.org/10.1016/j.jfineco.2005.06.001>
- [24] Boyd, J. H., & De Nicolo, G. (2005). The theory of bank risk taking and competition revisited. *The journal of finance*, 60(3), 1329–1343. <https://doi.org/10.1111/j.1540-6261.2005.00763.x>
- [25] Ozdincer, B., & Ozyildirim, C. (2008, August). The effects of diversification on bank performance from the perspective of risk, return and cost efficiency. *21st Australasian finance and banking conference*, 1-17. <https://dx.doi.org/10.2139/ssrn.1253223>
- [26] Goetz, M. R. (2012). Bank diversification, market structure and bank risk taking: theory and evidence from US commercial banks. *FRB of boston risk and policy analysis unit working paper*, (12–2). <https://dx.doi.org/10.2139/ssrn.2651161>
- [27] Khoda Moradi, S., & Jalilian, J. (2013). Diversification: Basics, definitions, history, and methods of measuring it. *Business reviews*, 11(60), 47–58. **(In Persian)**. <https://dor.isc.ac/dor/20.1001.1.26767562.1392.11.60.4.8>
- [28] Annick, P., Sauviat, A., & Tarazi, A. (2020). How organizational and geographic complexity influence performance? Evidence from European banks. 1-50. <https://unilim.hal.science/hal-02966628/>
- [29] Pang, J., Spindt, P. A., & Tice, S. (2010). Diversification and internal information sharing: Evidence from financial conglomerates. *Available at SSRN 1783246*. <https://dx.doi.org/10.2139/ssrn.1783246>

- [30] Landi, A., & Venturelli, V. (2001). The diversification strategy of European banks: determinants and effects on efficiency and profitability. Available at SSRN 269841. <https://dx.doi.org/10.2139/ssrn.269841>
- [31] Li, H., Terjesen, S., & Umans, T. (2020). Corporate governance in entrepreneurial firms: A systematic review and research agenda. *Small business economics*, 54(1), 43–74. <https://doi.org/10.1007/s11187-018-0118-1>
- [32] Daily, C. M., & Johnson, J. L. (1997). Sources of CEO power and firm financial performance: A longitudinal assessment. *Journal of management*, 23(2), 97–117. [https://doi.org/10.1016/S0149-2063\(97\)90039-8](https://doi.org/10.1016/S0149-2063(97)90039-8)
- [33] Neal, J. W., & Neal, Z. P. (2011). Power as a structural phenomenon. *American journal of community psychology*, 48(3), 157–167. <https://doi.org/10.1007/s10464-010-9356-3>
- [34] Horner, S. V. (2009). Board power, CEO appointments, and CEO duality. *Allied Academies International Conference. Academy of Strategic Management. Proceedings* (Vol. 8, No. 1, p. 25). <https://www.proquest.com/openview/132ff21694cce6034364564d5b1cf2f9/1?pq-origsite=gscholar&cbl=38771>
- [35] Brahma, S., & Economou, F. (2024). CEO power and corporate strategies: a review of the literature. *Review of quantitative finance and accounting*, 62(3), 1069–1143. <https://doi.org/10.1007/s11156-023-01231-7>
- [36] Sheikh, S. (2024). CEO power, corporate governance, and firm leverage. *Journal of economic analysis*, 3(3), 207–226. <https://ideas.repec.org/a/bba/j00001/v3y2024i3p207-226d231.html>
- [37] Pieter Spronck, I., & Eddy Vaassen, A. I. M. (2005). *Auditing in Egypt: A study of challenges, problems, and possibility of an automatic formulation of the auditor's report*. <https://www.spronck.net/pubs/Wahdan2005c.pdf>
- [38] Yermack, D. (1996). Higher Market Valuation for Firms with a Small Board of Directors, 40 *J. Fin. econ*, 185, 186–187. [https://doi.org/10.1016/0304-405X\(95\)00844-5](https://doi.org/10.1016/0304-405X(95)00844-5)
- [39] Seetharaman, A., Gul, F. A., & Lynn, S. G. (2002). Litigation risk and audit fees: Evidence from UK firms cross-listed on US markets. *Journal of accounting and economics*, 33(1), 91–115. [https://doi.org/10.1016/S0165-4101\(01\)00046-5](https://doi.org/10.1016/S0165-4101(01)00046-5)
- [40] Finkelstein, S., & D'aveni, R. A. (1994). CEO duality as a double-edged sword: How boards of directors balance entrenchment avoidance and unity of command. *Academy of management journal*, 37(5), 1079–1108. <https://doi.org/10.5465/256667>
- [41] Jensen, M. C. (2005). Agency costs of overvalued equity. *Financial management*, 34(1), 5–19. <https://doi.org/10.1111/j.1755-053X.2005.tb00090.x>
- [42] Zaidi, N., Azouzi, M. A., & Sadraoui, T. (2021). CEO financial education and bank performance. *Journal of entrepreneurship education*, 24(2), 1–20. <https://www.academia.edu/download/109559149/CEO-Financial-Education-1528-2651-24-2-709.pdf>
- [43] Jensen, M. C., & Meckling, W. H. (1976). Theory of the firm: Managerial behavior, agency costs and ownership structure. *Corporate governance* (pp. 77–132). <https://www.taylorfrancis.com/>
- [44] King, T., Srivastav, A., & Williams, J. (2016). What's in an education? Implications of CEO education for bank performance. *Journal of corporate finance*, 37, 287–308. <https://doi.org/10.1016/j.jcorpfin.2016.01.003>
- [45] Voukkali, I., Papamichael, I., Loizia, P., & Zorpas, A. A. (2024). Urbanization and solid waste production: prospects and challenges. *Environmental science and pollution research*, 31(12), 17678–17689. <https://doi.org/10.1007/s11356-023-27670-2>
- [46] Smith, M., & White, M. C. (1987). Strategy, CEO specialization, and succession. *Administrative science quarterly*, 263–280. <https://doi.org/10.2307/2393129>
- [47] Cetorelli, N., & Strahan, P. E. (2006). Finance as a barrier to entry: Bank competition and industry structure in local US markets. *The journal of finance*, 61(1), 437–461. <https://doi.org/10.1111/j.1540-6261.2006.00841.x>
- [48] Dick, A. A. (2007). Nationwide branching and its impact on market structure, quality, and bank performance. *Quality control and applied statistics*, 52(2), 227–228. <https://www.jstor.org/stable/10.1086/499131>